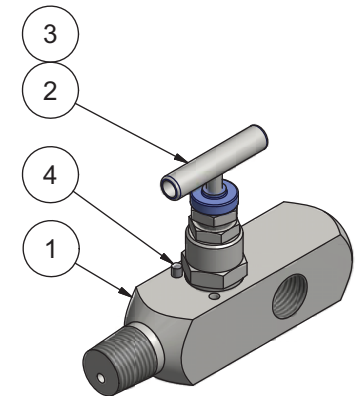
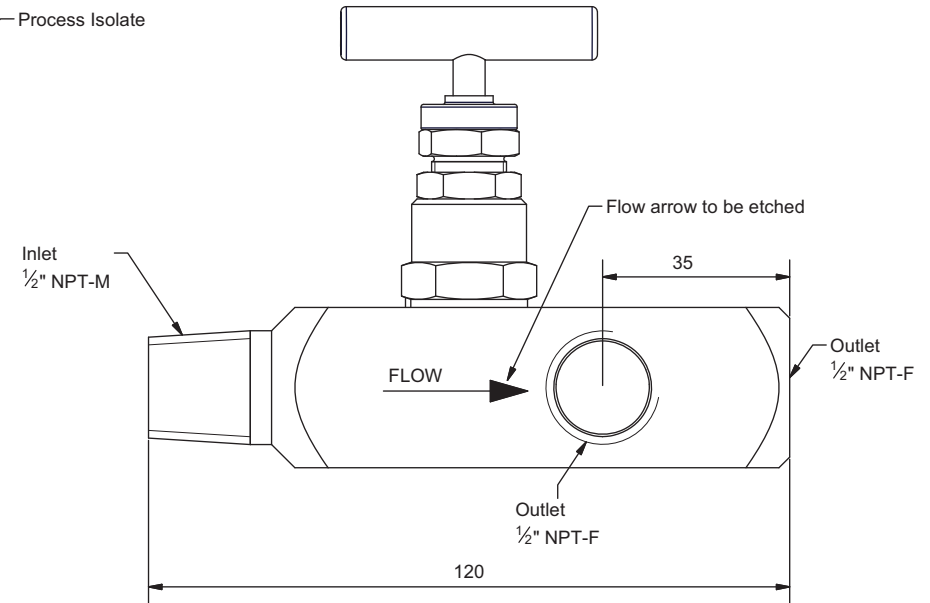
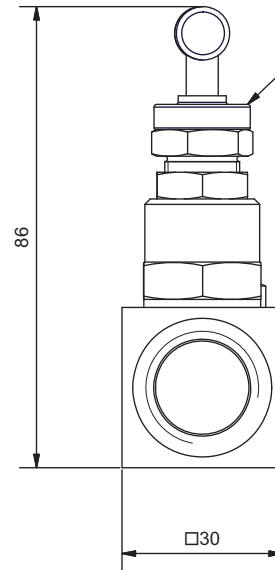
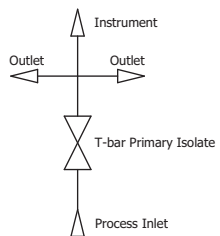


Marking to be etched:
Imperial Valve (Logo)
6000 PSI-AISI316
S61NTM88S-NA
1/2"NPT-M x 3x1/2" NPT-F
HT. _____ 2014



FLOW DIAGRAM



Parts List					
ITEM	QTY	PART	MATERIAL	DWG/ PART NO.	HEAT NO.
1	1	Manifold Housing	AISI 316	07-02-0701	
2	1	Bonnet Type SN - T bar	AISI 316	07-00-0200	
3	1	Gasket	AISI 316	07-00-0209	
4	1	Pin Ø4x10mm	A4		
Scale	Size	Date	Sign.	Gen. tolerances: ISO 2768 m	
1:1	A3	Draw. 26-02-2014	MP	Drawing No.: 07-02-0800-0	
Weight: 0.8 kg	Check			Order No.:	

Assembly - 1/2" NPT-M / 3x1/2" NPT-F