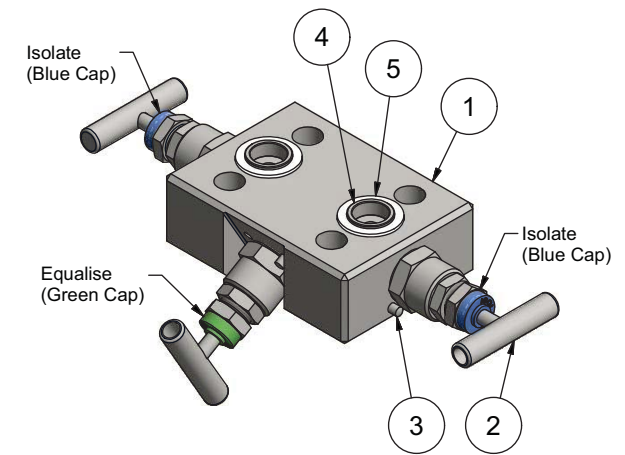
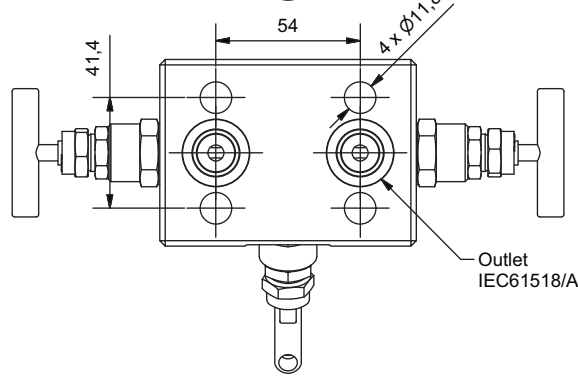
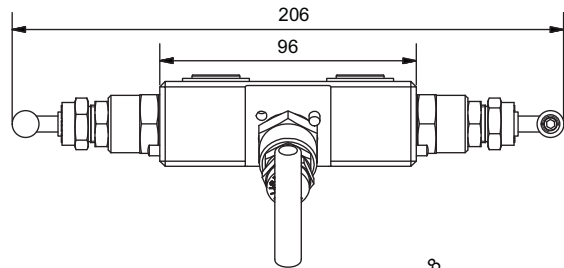
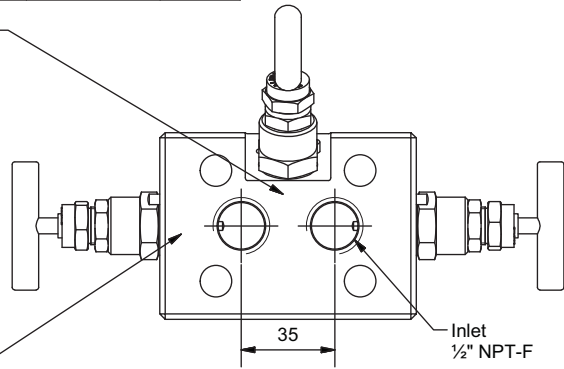


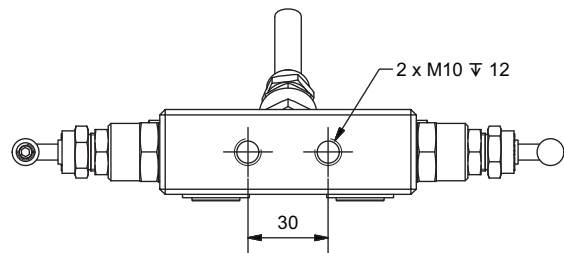
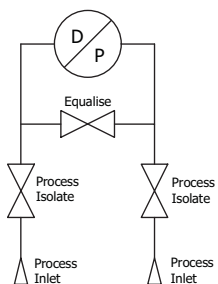
REVISION HISTORY			
REV	DESCRIPTION	DATE	BY
1	Updated acc. to Standard	11-05-2016	IG

Marking to be etched:  
 Logo  
 S63NHD8S-NA  
 1/2" NPT-F x IEC 61518/A  
 AISI316 - 6000 PSI  
 HT. \_\_\_\_\_ - YEAR

Flow Diagram to be etched



**FLOW DIAGRAM**



Gasket material		
Type	Grafoil	PTFE
IEC 61518		x
Process Isolate		x
Equalise		x

Parts List						
ITEM	QTY	PART	MATERIAL	DWG/ PART NO.	HEAT NO.	Certificate
1	1	Valve Housing	AISI 316	7-10-0301		3.1
2	3	Bonnet Type SN - T-bar	AISI 316	7-00-0700		3.1 for Housing
3	3	Pin Ø4x12mm - DIN 1474	A4			none
4	2	Spigot	AISI 316	7-00-0600		none

Included Accessories						
ITEM	QTY	PART	MATERIAL	DWG/ PART NO.	HEAT NO.	Certificate
5	2	Gasket IEC61518 - Type A		7-00-0601		none
6	4	Hex head bolt 7/16" x 45mm	CS			none

Scale	Size	Date	Sign.	IV 3 Valve Manifold Assembly - 1/2" NPT x IEC61518A		Gen. tolerances: ISO 2768 m
1:2	A3	Draw. 30-01-2015	MP			Drawing No.: 07-10-0300-1
Weight: 1,8 kg	Check					Order No.:

Material certificate acc. to EN 10204-3.1  
 Tested according to A.P.I.598